

# TREA CAJAMAR HORIZONTE 2027 FI

## OBJETIVO CONCRETO DE RTB NO GARANTIZADO

Data as of 31th May, 2026

### Investment Objective

Trea Cajamar Horizonte 2027 is a fixed income fund whose non-guaranteed return objective is to obtain at maturity 100% of the initial investment held at 15/09/22, after payment of fixed annual returns with the corresponding withholding. The initial duration is 5 years, which will be reduced as the strategy approaches maturity. The Fund invests primarily in OECD corporate bonds and unlisted deposits and money market instruments that preserve and stabilise the net asset value.

### Portfolio Manager

Ascensión Gómez began her professional career at Merchbanc in the Mergers and Acquisitions department and later joined the Asset Management department. Since 2010 she is the Head of Fixed Income at TREA and previously, since 2000, she had been Head of Fixed Income at Ges Fibanc. Ascensión holds a degree in Business Administration from the Universidad Comercial de Deusto and an MBA from IESE.

### Monthly and annual (\*) (\*\*) performances (%)

	Jan	Feb	Mar	Apr	May	Jun	Jul	Ago	Sep	Oct	Nov	Dic	Year
<b>Fund 2026</b>	0,31	0,17	-0,68	0,37	0,32	--	--	--	--	--	--	--	0,47
<b>Index</b>	--	--	--	--	--	--	--	--	--	--	--	--	--
<b>Fund 2025</b>	0,38	0,47	-0,09	0,56	0,41	0,24	0,32	0,12	0,20	0,28	0,06	0,13	3,12
<b>Index</b>	--	--	--	--	--	--	--	--	--	--	--	--	--
<b>Fund 2024</b>	0,43	-0,40	0,77	-0,36	0,41	0,47	1,30	0,45	0,91	0,04	0,80	0,10	5,01
<b>Index</b>	--	--	--	--	--	--	--	--	--	--	--	--	--
<b>Fund 2023</b>	2,87	-0,83	0,37	0,77	0,26	-0,09	1,32	0,22	-0,47	0,17	2,04	2,24	9,17
<b>Index</b>	--	--	--	--	--	--	--	--	--	--	--	--	--
<b>Fund 2022</b>	--	--	--	--	--	--	--	--	-4,66	0,41	3,48	-1,30	-2,22
<b>Index</b>	--	--	--	--	--	--	--	--	--	--	--	--	--

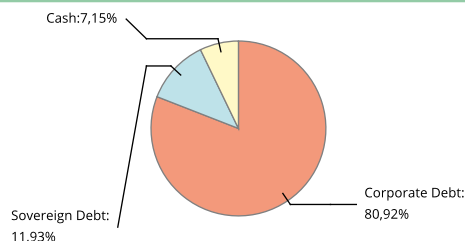
Past performance does not guarantee future returns

ANNUAL DIVIDEND PAYMENT 2.50% (September 2023 - September 2027)

\*\* In the table of monthly and annual returns, the performance since inception and the fund's graphic include the Sep.2023-2024-2025 dividend payment of 2,50%.

Fund Stats	Fund (%)	Index (%)
Last month performance	0,32	--
Three-Month performance	0,00	--
Year to Date	0,47	--
Performance since inception	16,14	--
Annualised return	3,93	--
Annualised volatility	0,69	--
Sharpe ratio	-3,12	--
Information ratio	--	--
Duration	0,92 years	
Tir	3,07%	
Rating	BBB+	
Portfolio Positions	73	

### Risk Exposure



### Currency Breakdown

EUR	100,00%
USD	0,00%

### Maturity distribution


Cash	7,15%
<6 months	19,82%
Between 6 and 12 months	23,38%
Between 12 and 18 months	38,29%
Between 18 and 24 months	11,36%

### Fund Information

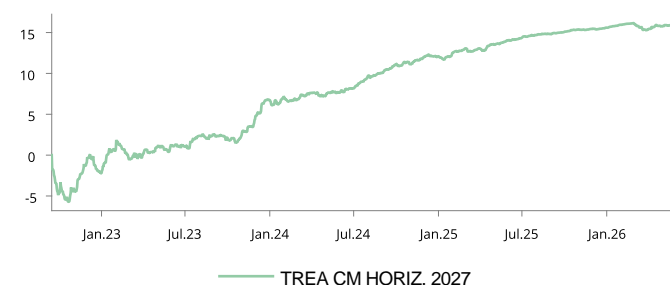
Registration information	General Information	Other Information
ISIN Code	ES0180679005	Man. Co. TREA ASSET MANAGEMENT SGIIC SA
Bloomberg	--	Custodian CECABANK, S.A.
Creation Date	01/07/2022	Auditor DELOITTE,S.L
Portfolio Manager	Ascensión Gómez	Management Fee 0,55%
		Custodian Fee 0,05%
		Net Asset Value 10,81 EUR
		AUM 73.768.182,95 EUR

This presentation does not constitute an offer to sell or a recommendation to invest in or to purchase investment services, nor should it form the basis for investment decisions. Trea is not responsible for any conclusions that a potential investor may draw from the information contained herein, which should not form the basis for investment decisions. We recommend that potential investors consult their advisors prior to any investment as to the legal and tax implications of the investment, as well as, if applicable, its advisability. This presentation is subject to review, modification and updating. Certain information has been obtained from third parties and although we understand it is reliable, it cannot be guaranteed. TREA ASSET MANAGEMENT SGIIC, S.A., - Calle Ortega y Gasset 20, 5ª planta, 28006 Madrid, Spain- CIF. A79058384, registered in the Mercantile Registry of Madrid in Volume 41039, Folio 156, Page M-38440 and in the CNMV register with nº 113.

### Risk Profile



### Fund Performance



### Top Positions

Position	Percentage
BTPS 2 02/01/28	4,05%
JABHOL 1 12/20/27	2,64%
SPGB 0 01/31/28	2,60%
CAJAMA 1 3/4 03/09/28	2,02%
CLNXSM 1 09/15/27	2,00%

### 13,31% of the portfolio

### Sector Breakdown

Cash	7,15%
Financials	48,43%
Government	11,93%
Consumer, Cyclical	10,71%
Utilities	5,97%
Consumer, Non-cyclical	5,72%
Communications	4,33%
Industrials	3,53%
Energy	2,22%

### Country Breakdown

Cash	7,15%
Spain	32,74%
Italy	14,87%
France	9,81%
Others	35,43%

### Rating distribution

Cash	7,15%
AA	4,20%
A	33,52%
BBB	51,76%
BB	3,37%

<b>Fees</b>	<b>Percentage</b>	<b>Calculation base</b>	<b>Deadlines</b>
<b>Management</b>			
Applied directly to the investment fund	0%	Assets	Up to and including 15/09/22
	0,55%	Assets	From and including 16/09/22
<b>Deposit</b>			
Applied directly to the investment fund	0%	Assets	Up to and including 15/09/22
	0,05%	Assets	From and including 16/09/22
<b>Suscription</b>	3%	Amount subscribed	From 16/09/22 to 15/12/27 inclusive
<b>Refund</b>	3%	Amount subscribed	From 16/09/22 to 15/12/27 inclusive

THIS FUND IS NOT GUARANTEED BY A THIRD PARTY, SO NEITHER THE CAPITAL INVESTED NOR THE RETURN IS GUARANTEED.

FIXED INCOME INVESTMENTS MADE BY THE FUND WOULD INCUR LOSSES IF INTEREST RATES RISE, SO REDEMPTIONS MADE BEFORE THE MATURITY OF ITS TIME HORIZON MAY RESULT IN LOSSES FOR THE INVESTOR.

THE VALUE OF THE UNITS MAY CHANGE SIGNIFICANTLY ON THE FIRST VALUATION DAY (16/09/2022) BECAUSE DURING THE MARKETING PERIOD THE FUND WILL NOT VALUE A PART OF ITS TRANSACTIONS.

NOTE THAT THE TARGET RETURN OF THE INVESTMENT FUND DOES NOT PROTECT INVESTORS FROM THE EFFECT OF INFLATION DURING THE PERIOD TO MATURITY SO THAT THE REAL RETURN (DISCOUNTING INFLATION) COULD BE LOWER OR EVEN NEGATIVE

PLEASE NOTE THAT ANY REDEMPTIONS MADE PRIOR TO THE EXPIRY OF THE FUND'S TIME HORIZON (15/12/2027) WILL INCUR A REDEMPTION FEE OF 3.00%, UNLESS ORDERED ON ONE OF THE DATES SPECIFICALLY FORESEEN (LIQUIDITY WINDOWS), WHICH CAN BE CONSULTED IN THE PROSPECTUS.