

TREA CAJAMAR FLEXIBLE FI

INTERNATIONAL BALANCED FIXED INCOME

Data as of 31th May, 2024

Investment Objective

The objective of Trea Cajamar Flexible is to beat Euribor 3 month index + 250bp, and to generate a 3% annual return with volatility below 6% (non-guaranteed). The fund may invest in bonds, equities and currencies, mainly in the Euro area and always in regulated markets.

Portfolio Manager


Pol Tusquets before joining TREA AM as a fund selector worked in the sales department of Fira de Barcelona, in the investment funds department of Fibanc and in the marketing area of 3i, in London. Pol holds a degree in Business Administration and Marketing from the Polytechnic University of Cataluña.

Monthly and annual performances (%)

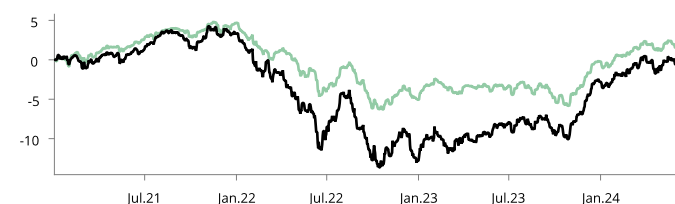
	Jan	Feb	Mar	Apr	May	Jun	Jul	Ago	Sep	Oct	Nov	Dic	Year
Fund 2024	0,59	0,49	1,45	-1,12	0,40	--	--	--	--	--	--	--	1,81
Index	0,86	0,58	1,86	-1,73	0,93	--	--	--	--	--	--	--	2,48
Fund 2023	2,07	-0,55	0,17	-0,04	-0,04	0,29	0,53	-0,32	-1,70	-0,91	3,13	2,49	5,10
Index	3,22	-1,52	1,76	0,17	1,08	0,82	0,77	0,19	-2,06	-0,59	3,92	3,37	11,50
Fund 2022	-1,68	-1,66	-0,05	-1,20	-1,29	-2,80	3,22	-1,80	-3,45	1,19	1,44	-1,45	-9,29
Index	-2,00	-2,42	-0,62	-3,19	-1,53	-3,23	5,67	-4,57	-4,44	1,49	2,70	-4,17	-15,61
Fund 2021	-0,82	0,49	1,18	0,78	-0,03	0,95	0,81	0,55	-1,07	1,01	-0,40	1,17	4,67
Index	-0,39	-0,41	1,68	-0,09	-0,13	1,40	1,71	0,43	-1,45	1,38	0,71	0,33	5,23

*Past performance does not guarantee future returns

Risk Profile



Fund Performance



— TREA CM FLEXIBLE

— 70% Bloomberg MSCI Eur Agg ESG+30% MSCI World ESG Leaders NR(EUR)

Stats	Fund (%)	Index (%)
Last month performance	0,40	0,93
Three-Month performance	0,72	1,02
Year to Date	1,81	2,48
Performance since inception	-5,30	5,11
Annualised return	-0,64	0,59
Annualised volatility	3,44	5,05
Sharpe ratio	0,39	1,01
Information ratio	-1,36	--

Top holdings in Fixed Income

14,60% of the portfolio

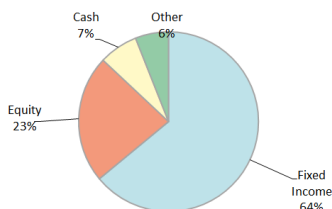
Schroder ISF Sustainable Euro Credit C	5,29%
Janus Henderson US Short-Term Bond	4,82%
Tikehau Short Duration I (EUR) Fund	4,49%

Top holdings in Equity

8,75% of the portfolio

iShares Physical Gold ETC	3,08%
Comgest Growth PLC - Europe IA	3,02%
Heptagon Yacktman US Equity - Class I	2,65%

Risk Exposure



Currency Breakdown

EUR	79,96%
USD	20,04%

Fund Information

Registration information	General Information	Other Information
ISIN Code	ES0180678007	Man. Co.
Bloomberg	TRECJFX SM Equity	TREA ASSET MANAGEMENT SGIC SA
Creation Date	05/10/2015	Custodian
Portfolio Manager	Pol Tusquets	Auditor
		Management Fee
		Custodian Fee
		Net Asset Value
		AUM

This presentation does not constitute an offer to sell or an invitation or recommendation to invest, to subscribe for securities, or to purchase investment services, and TREA is not responsible for any conclusions that a potential investor may draw from the information contained herein, which means that the information contained herein should not form the basis for investment decisions. We recommend that potential investors consult their advisors prior to any investment regarding the legal and tax implications of such investment, as well as, if applicable, its advisability. All this with the understanding that no person should invest in financial products without having the capacity to evaluate, by himself or through his advisor, the advantages and risks of the same. This presentation, prepared by TREA, is subject to review, modification and updating. TREA ASSET MANAGEMENT SGIC, S.A., with registered office at Calle Ortega y Gasset 20, 5th floor, 28006 Madrid, Spain; CIF. A79058384, is registered in the Mercantile Registry of Madrid in Volume 41039, Folio 156, Page M-38440 and authorized and registered in the CNMV registry under number 113.

TREA Asset Management SGIC, S.A.

For more information please visit our website www.treaam.com