

TREA CAJAMAR FLEXIBLE FI

INTERNATIONAL BALANCED FIXED INCOME

Data as of 31th January, 2025

Investment Objective

The objective of Trea Cajamar Flexible is to beat Euribor 3 month index + 250bp, and to generate a 3% annual return with volatility below 6% (non-guaranteed). The fund may invest in bonds, equities and currencies, mainly in the Euro area and always in regulated markets.

Portfolio Manager

Pol Tusquets before joining TREA AM as a fund selector worked in the sales department of Fira de Barcelona, in the investment funds department of Fibanc and in the marketing area of 3i, in London. Pol holds a degree in Business Administration and Marketing from the Polytechnic University of Cataluña.


Monthly and annual performances (%)

	Jan	Feb	Mar	Apr	May	Jun	Jul	Ago	Sep	Oct	Nov	Dic	Year
Fund 2025	1,41	--	--	--	--	--	--	--	--	--	--	--	1,41
Index	0,67	--	--	--	--	--	--	--	--	--	--	--	0,67
Fund 2024	0,59	0,49	1,45	-1,12	0,40	0,73	0,92	0,47	0,58	-0,48	2,39	-0,80	5,71
Index	0,86	0,58	1,86	-1,73	0,93	1,37	1,47	0,36	1,16	-0,44	3,61	-1,11	9,15
Fund 2023	2,07	-0,55	0,17	-0,04	-0,04	0,29	0,53	-0,32	-1,70	-0,91	3,13	2,49	5,10
Index	3,22	-1,52	1,76	0,17	1,08	0,82	0,77	0,19	-2,06	-0,59	3,92	3,37	11,50
Fund 2022	-1,68	-1,66	-0,05	-1,20	-1,29	-2,80	3,22	-1,80	-3,45	1,19	1,44	-1,45	-9,29
Index	-2,00	-2,42	-0,62	-3,19	-1,53	-3,23	5,67	-4,57	-4,44	1,49	2,70	-4,17	-15,61
Fund 2021	-0,82	0,49	1,18	0,78	-0,03	0,95	0,81	0,55	-1,07	1,01	-0,40	1,17	4,67
Index	-0,39	-0,41	1,68	-0,09	-0,13	1,40	1,71	0,43	-1,45	1,38	0,71	0,33	5,23

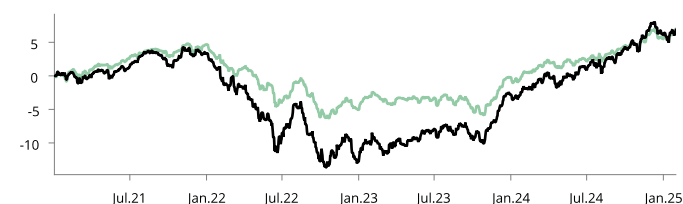
*Past performance does not guarantee future returns

Stats	Fund (%)	Index (%)
Last month performance	1,41	0,67
Three-Month performance	3,00	3,14
Year to Date	1,41	0,67
Performance since inception	-0,30	12,71
Annualised return	-0,03	1,32
Annualised volatility	3,05	5,02
Sharpe ratio	0,84	0,99
Information ratio	-0,78	--

Risk Profile



Fund Performance



— TREA CM FLEXIBLE

— 70% Bloomberg MSCI Eur Agg ESG+30% MSCI World ESG Leaders NR(EUR)

Top holdings in Fixed Income

26,68% of the portfolio

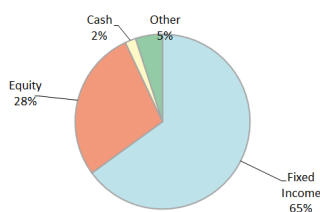
Tikehau Short Duration I (EUR) Fund	9,23%
Muzinich Funds - Enha Yield ST (Class H)	8,89%
MFS Meridian Funds - Euro Credit Fund	8,56%

Top holdings in Equity

15,77% of the portfolio

Robeco Sustainable Global Star	5,62%
FTGF ClearBridge US Large Cap	5,14%
T Rowe Price Funds - US Equity	5,01%

Risk Exposure



Currency Breakdown

EUR	82,45%
USD	17,55%

Fund Information

Registration information	General Information	Other Information
ISIN Code	ES0180678007	Man. Co.
Bloomberg	TRECJFX SM Equity	TREA ASSET MANAGEMENT SGIIC SA
Creation Date	05/10/2015	Custodian
Portfolio Manager	Pol Tusquets	Auditor
		Management Fee
		Custodian Fee
		Net Asset Value
		AUM

This presentation does not constitute an offer to sell or a recommendation to invest in or to purchase investment services, nor should it form the basis for investment decisions. Trea is not responsible for any conclusions that a potential investor may draw from the information contained herein, which should not form the basis for investment decisions. We recommend that potential investors consult their advisors prior to any investment as to the legal and tax implications of the investment, as well as, if applicable, its advisability. This presentation is subject to review, modification and updating. Certain information has been obtained from third parties and although we understand it is reliable, it cannot be guaranteed. TREA ASSET MANAGEMENT SGIIC, S.A., - Calle Ortega y Gasset 20, 5ª planta, 28006 Madrid, Spain- CIF. A79058384, registered in the Mercantile Registry of Madrid in Volume 41039, Folio 156, Page M-38440 and in the CNMV register with nº 113.