

TREA CAJAMAR RENTA VARIABLE INTERNACIONAL FI

INTERNATIONAL EQUITY

Data as of 31th May, 2026

Investment Objective

Trea Cajamar Renta Variable Income International is a Variable Income fund with an international vocation. The fund applies sustainable investment criteria, so most of the invested assets will be guided by sustainable and financial principles, trying to prioritize investment in companies that measure their environmental or social impact. The management takes as a reference the performance of the MSCI WORLD NET RETURN EURO (MSDEWIN INDEX) index, for purely informative and comparative purposes. More than 75% of the total exposure will be invested in global equities. The remainder will be invested in public and/or private fixed income assets (including deposits and money market instruments, listed or unlisted, which are liquid).

Portfolio Manager

Xavier Brun joins TREA AM in September 2018, for the last 7 years he has been Director of the management area and European Equities fund manager at Solventis SGIIC. He has a Doctor Cum Laude in Economics from the Universitat de Barcelona, a degree in Business Administration and Management from the Pompeu Fabra University (UPF) and a Master in Banking and Finance from Idec (UPF). He currently combines his work as a manager with that of Director of the Master's Degree in Financial Markets at Pompeu Fabra University.

Monthly and annual (*) performances (%)

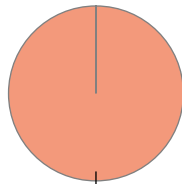
	Jan	Feb	Mar	Apr	May	Jun	Jul	Ago	Sep	Oct	Nov	Dic	Year
Fund 2026	1,34	-0,44	-5,56	7,26	3,72	--	--	--	--	--	--	--	6,01
Index	0,93	1,50	-4,05	7,64	5,10	--	--	--	--	--	--	--	11,20
Fund 2025	3,01	-1,60	-7,82	-4,51	5,38	1,07	2,82	0,14	2,80	3,40	0,30	0,49	4,83
Index	3,13	-0,76	-8,01	-4,13	6,06	0,88	3,88	0,33	2,82	3,84	-0,27	-0,38	6,77
Fund 2024	2,27	3,44	2,14	-2,70	0,79	1,66	0,37	0,59	0,04	-0,83	5,91	-1,81	12,23
Index	3,47	4,68	3,60	-2,90	2,97	3,72	-0,07	0,07	1,05	0,28	7,46	-0,64	25,90
Fund 2023	4,92	0,33	-0,33	-0,81	1,48	2,99	1,86	-1,00	-2,28	-3,25	5,32	3,55	13,09
Index	5,31	-0,07	1,02	0,09	2,77	3,52	2,20	-0,04	-2,28	-2,81	6,64	3,44	21,15
Fund 2022	-5,13	-2,83	2,32	-2,18	-3,47	-5,42	9,53	-2,78	-7,08	5,03	1,24	-5,25	-16,02
Index	-4,36	-2,70	3,69	-3,30	-2,24	-5,26	8,95	-3,27	0,36	0,27	2,09	-6,16	-12,18
Fund 2021	--	--	--	--	--	3,38	1,64	2,07	-2,18	4,13	-1,20	3,24	11,43
Index	--	--	--	--	--	4,06	1,96	2,84	-2,36	6,68	-0,76	3,65	16,90

*Past performance does not guarantee future returns

Fund Stats

	Fund (%)	Index (%)
Last month performance	3,72	5,10
Three-Month performance	5,07	8,55
Year to Date	6,01	11,20
Performance since inception	93,39	195,02
Annualised return	6,50	10,89
Annualised volatility	10,03	10,26
Sharpe ratio	1,43	1,97
Information ratio	-1,07	--
Beta	0,87	--
Portfolio Positions	98	

Risk Exposure



Equity:100,00%

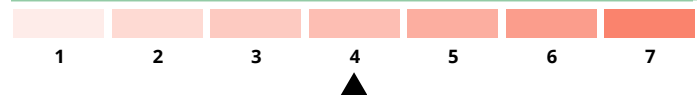
Currency Breakdown

USD	66,91%
EUR	20,23%
GBP	4,46%
CHF	3,75%
JPY	0,57%
Others	4,08%

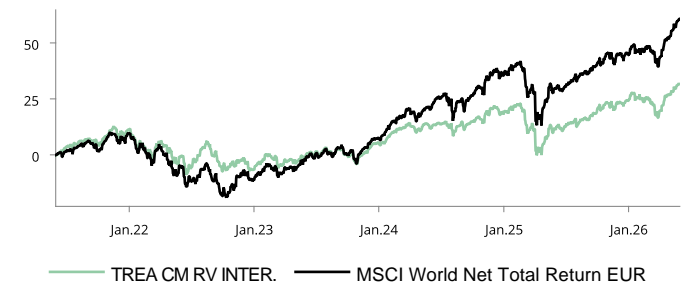
Fund Information

Registration information	General Information	Other Information
ISIN Code	ES0180551006	Man. Co. TREA ASSET MANAGEMENT SGIIC SA
Bloomberg	TRCRVIN SM Equity	Custodian CECABANK, S.A.
Creation Date	05/10/2015	Auditor DELOITTE,S.L
Portfolio Manager	Xavier Brun	Management Fee 1,90%
		Custodian Fee 0,10%
		Net Asset Value 19,34 EUR
		AUM 91.253.492,12 EUR

Risk Profile



Fund Performance



Top Positions

	21,68% of the portfolio
NVIDIA Corp	5,39%
Apple Computer Inc. (USD)	4,89%
Alphabet - Class A	4,43%
Microsoft Corp. (USD)	4,11%
Amazon.com, Inc.	2,86%

Sector Breakdown

Cash	4,38%
Information Technology	25,24%
Consumer, Non-cyclical	19,48%
Financials	14,14%
Communications	12,29%
Industrials	9,40%
Consumer, Cyclical	5,53%
Derivatives	4,68%
Energy	3,93%
Others	5,61%

Country Breakdown

Cash	4,38%
United States	60,77%
United Kingdom	6,40%
Futures	4,68%
Others	28,44%

This presentation does not constitute an offer to sell or a recommendation to invest in or to purchase investment services, nor should it form the basis for investment decisions. Trea is not responsible for any conclusions that a potential investor may draw from the information contained herein, which should not form the basis for investment decisions. We recommend that potential investors consult their advisors prior to any investment as to the legal and tax implications of the investment, as well as, if applicable, its advisability. This presentation is subject to review, modification and updating. Certain information has been obtained from third parties and although we understand it is reliable, it cannot be guaranteed. TREA ASSET MANAGEMENT SGIIC, S.A., - Calle Ortega y Gasset 20, 5ª planta, 28006 Madrid, Spain- CIF. A79058384, registered in the Mercantile Registry of Madrid in Volume 41039, Folio 156, Page M-38440 and in the CNMV register with nº 113.