

# TREA CAJAMAR CRECIMIENTO FI

## INTERNATIONAL BALANCED FIXED INCOME

Data as of 31th January, 2025

### Investment Objective

Trea Cajamar Crecimiento is a European balanced fund with an Equity bias, whose objective is to consistently beat the benchmark made of 50% European Equities + 50% European Fixed Income. The exposure to equity will range from 30% to 75%, usually below 50%.

### Portfolio Manager

Pol Tusquets before joining TREA AM as a fund selector worked in the sales department of Fira de Barcelona, in the investment funds department of Fibanc and in the marketing area of 3i, in London. Pol holds a degree in Business Administration and Marketing from the Polytechnic University of Cataluña.


### Monthly and annual performances (%)

	Jan	Feb	Mar	Apr	May	Jun	Jul	Ago	Sep	Oct	Nov	Dic	Year
<b>Fund 2025</b>	2,15	--	--	--	--	--	--	--	--	--	--	--	2,15
<b>Index</b>	1,06	--	--	--	--	--	--	--	--	--	--	--	1,06
<b>Fund 2024</b>	1,46	1,51	2,05	-1,55	0,49	0,99	0,56	0,22	0,22	-0,39	4,06	-1,13	8,69
<b>Index</b>	1,60	1,74	2,36	-2,06	1,51	2,04	1,04	0,30	1,14	-0,23	4,70	-1,15	13,59
<b>Fund 2023</b>	3,63	-0,13	0,47	-0,07	0,17	1,45	1,15	-0,46	-1,99	-1,86	3,66	2,93	9,10
<b>Index</b>	3,82	-1,10	1,57	0,15	1,57	1,59	1,17	0,13	-2,12	-1,23	4,69	3,39	14,27
<b>Fund 2022</b>	-2,63	-3,37	1,12	-3,21	-1,88	-3,86	4,71	-1,96	-6,19	0,87	2,66	-2,43	-15,47
<b>Index</b>	-2,34	-1,99	0,93	-2,47	-1,07	-3,98	6,48	-3,11	-4,69	3,11	1,81	-4,70	-11,95
<b>Fund 2021</b>	-0,55	1,73	1,89	0,92	0,27	0,80	0,91	0,85	-1,60	1,50	-1,34	1,10	6,61
<b>Index</b>	-0,35	0,98	3,20	0,87	0,70	1,21	1,24	1,01	-1,74	2,03	-0,52	2,01	11,07

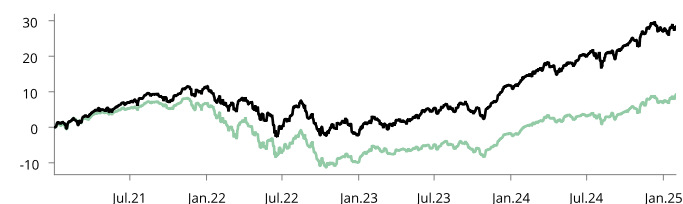
\*Past performance does not guarantee future returns

Stats	Fund (%)	Index (%)
Last month performance	2,15	1,06
Three-Month performance	5,10	4,59
Year to Date	2,15	1,06
Performance since inception	36,19	42,81
Annualised return	1,63	1,88
Annualised volatility	5,31	7,01
Sharpe ratio	1,02	1,28
Information ratio	-0,94	--

### Risk Profile



### Fund Performance



— TREA CM CRECIMIENTO

— 50% MSCI World ESG Leaders NR (EUR) + 50% MSCI IG Agg ESG TS (EUR)

### Top holdings in Fixed Income

22,65% of the portfolio

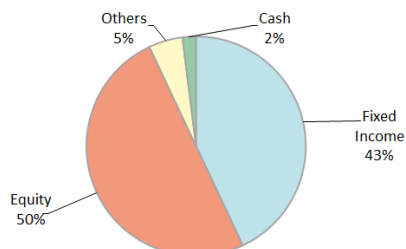
Tikehau Short Duration I (EUR) Fund	8,08%
MFS Meridian Funds - Euro Credit Fund	7,67%
Schroder ISF Sustainable Euro Credit C	6,90%

### Top holdings in Equity

28,03% of the portfolio

Robeco Sustainable Global Star	10,00%
T Rowe Price Funds - US Equity	9,63%
FTGF ClearBridge US Large Cap	8,40%

### Risk Exposure



### Currency Breakdown

EUR	70,24%
USD	29,76%
Others	0,00%

### Fund Information

Registration information		General Information		Other Information	
ISIN Code	ES0109226037	Man. Co.	TREA ASSET MANAGEMENT SGIIC SA	Management Fee	1,60%
Bloomberg	CAMMODE SM Equity	Custodian	CECABANK, S.A.	Custodian Fee	0,10%
Creation Date	08/05/2005	Auditor	DELOITTE,S.L	Net Asset Value	1.361,92 EUR
Portfolio Manager	Pol Tusquets			AUM	66.478.714,18 EUR

This presentation does not constitute an offer to sell or a recommendation to invest in or to purchase investment services, nor should it form the basis for investment decisions. Trea is not responsible for any conclusions that a potential investor may draw from the information contained herein, which should not form the basis for investment decisions. We recommend that potential investors consult their advisors prior to any investment as to the legal and tax implications of the investment, as well as, if applicable, its advisability. This presentation is subject to review, modification and updating. Certain information has been obtained from third parties and although we understand it is reliable, it cannot be guaranteed. TREA ASSET MANAGEMENT SGIIC, S.A., - Calle Ortega y Gasset 20, 5ª planta, 28006 Madrid, Spain- CIF. A79058384, registered in the Mercantile Registry of Madrid in Volume 41039, Folio 156, Page M-38440 and in the CNMV register with nº 113.